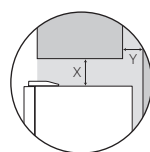
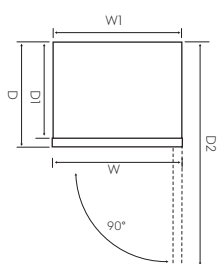
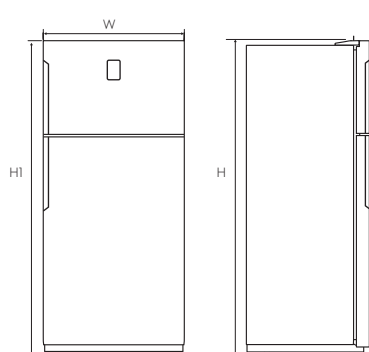


# Dimension Guide

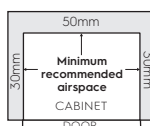
## Top freezer refrigerator

**Model:**  
EMT86910AX

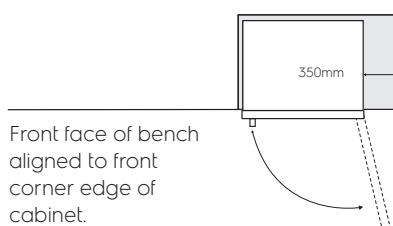
### Minimum Recommended Airspaces



If you have a cupboard above the refrigerator with a rear gap of less than 100 mm (Y), recommended clearance at the top of the refrigerator increases from 50mm to 90mm (X) minimum.



**Please note:** Doors are designed to sit proud of cabinetry (not flush).



Front face of bench aligned to front corner edge of cabinet.

When positioned in a corner area, spacing of at least 350mm on the hinge side will allow the doors to open enough to enable the removal of bins and shelves.

Top Mount Models	Door width (W)	Total depth (D)	Maximum height (H)	Cabinet width (W1)	Cabinet depth (D1)	Depth door open (D2)	Cabinet height (H1)
EMT85610AX	796	723	1825	790	641	1055	1805

**Important!** Please ensure that the access to your kitchen (including doorways, corridors, island benches, etc) allows sufficient clearance to move your fridge into position.

**Please note!** Dimensions to be used as a guide only. All customers MUST refer to the user manual supplied with the product for detailed installation instructions.

© 2020 Electrolux S.E.A PTE. LTD. E\_DIM\_EMT85610X\_Nov20